



The PSAT™ 10

What the PSAT 10 Measures

The PSAT 10 measures the skills and knowledge that research shows are the most important for success in college and career. The Reading Test measures comprehension and reasoning skills and focuses on close reading of passages in a wide array of subject areas. The Writing and Language Test measures a range of skills, including command of evidence, expression of ideas, and the use of standard English conventions in grammar and punctuation. The Math Test covers a range of math practices, with an emphasis on problem solving, modeling, using tools strategically, and using algebraic structure.

How the PSAT 10 Is Scored

Students receive a total score that is the sum of their scores on the two sections (the Evidence-Based Reading and Writing section and the Math section).

To calculate section scores, we first compute the student's raw score—the number of questions correctly answered—for each section. Nothing is deducted for incorrect answers or for unanswered questions.

Next, we convert the raw Reading Test score and the raw Writing and Language Test score to scaled test scores of 8–38. Then, we combine these to produce a scaled Evidence-Based Reading and Writing section score of 160–760. We also combine the raw Math Test scores and convert them to a scaled Math section score of 160–760. This conversion process adjusts for slight differences in difficulty among versions of the test and provides a score that is consistent across different versions. The scaled scores are the scores provided on score reports.

Total Scores

The total score is the sum of the two section scores; its range is 320–1520.

Section Scores

Your students receive scores in the range of 160–760 for each of the two sections. The Evidence-Based Reading and Writing section score combines the scores for the Reading Test and the Writing and Language Test. The Math section score is derived from the Math Test score, including the calculator and no-calculator portions.

Test Scores

The range for the following test scores is 8–38:

- Reading
- Writing and Language
- Math

Cross-Test Scores

The range for cross-test scores is also 8–38. These scores represent student performance on select questions across the three tests and show a student's strengths in the following domains:

- Analysis in History/Social Studies
- Analysis in Science

Subscores

Subscores in the range of 1–15 offer feedback on student performance in the following skill areas:

- Command of Evidence
- Words in Context
- Expression of Ideas
- Standard English Conventions
- Heart of Algebra
- Problem Solving and Data Analysis
- Passport to Advanced Math

TUTORIAL


Understanding 2023 PSAT™ 10 Results

Access the student score report and discover next steps.

Viewing the Score Report

Students may log in to their College Board account or create one at studentscores.collegeboard.org. A dashboard will show their most recent scores.

Total Score
Selecting the arrow next to the score leads to their detailed score report.

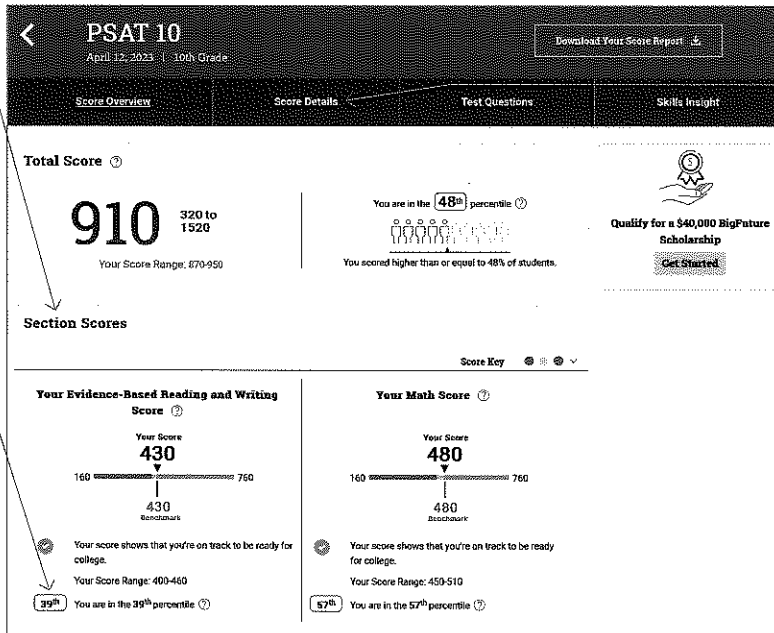


Dashboard

Section Scores
This student's Evidence-Based Reading and Writing score is 430, and their Math score is 480. In both Evidence-Based Reading and Writing and Math, the student's score has reached the benchmark. This means they are on track for college readiness.

Percentiles
In Evidence-Based Reading and Writing, this student scored as well as or better than 39% of a nationally representative group of sophomores.

In Math, this student scored as well as or better than 57% of a nationally representative group of sophomores.



Score Details
Selecting **Score Details** takes the student to more information about test scores and subscores.

Score Overview

Test Scores

Test scores range from 8 to 38. This student scored a 26 and is in the yellow on the Reading Test, indicating they are below the average student performance of those who met the benchmark by 1 year or less.

Score Details

Expand All | Collapse All

Test Scores

Scores for the three tests you took: Reading, Writing and Language, and Math.

Score Key

Reading

Your Score
26

8 38

Your Score Range: 24-28

69th You are in the **69th** percentile

Your Test Questions

47
Total Questions

27 Correct ✓	18 Incorrect ✗	2 Omitted ⊘
---------------------------	-----------------------------	--------------------------

Test Scores

Next Steps for Students and Parents/Guardians:

View a video walk-through of the score report: <https://youtu.be/xeKCcb59R6A>

Learn more about understanding and using scores: satsuite.collegeboard.org/psat-10/scores

TUTORIAL

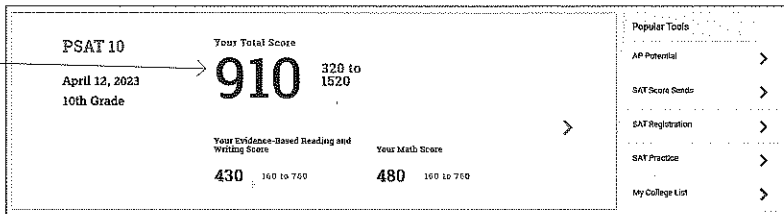
Explicación sobre los Resultados de 2023 del PSAT™ 10

Acceda al informe de la puntuación de la estudiante y conozca los próximos pasos.

Visualización del informe de resultados

Los estudiantes deben iniciar sesión en su cuenta de College Board o crear una nueva en studentscores.collegeboard.org. Habrá un panel de instrumentos donde se mostrarán sus resultados más recientes.

Total Score
Selecting the arrow next to the score leads to their detailed score report.



Panel de instrumentos

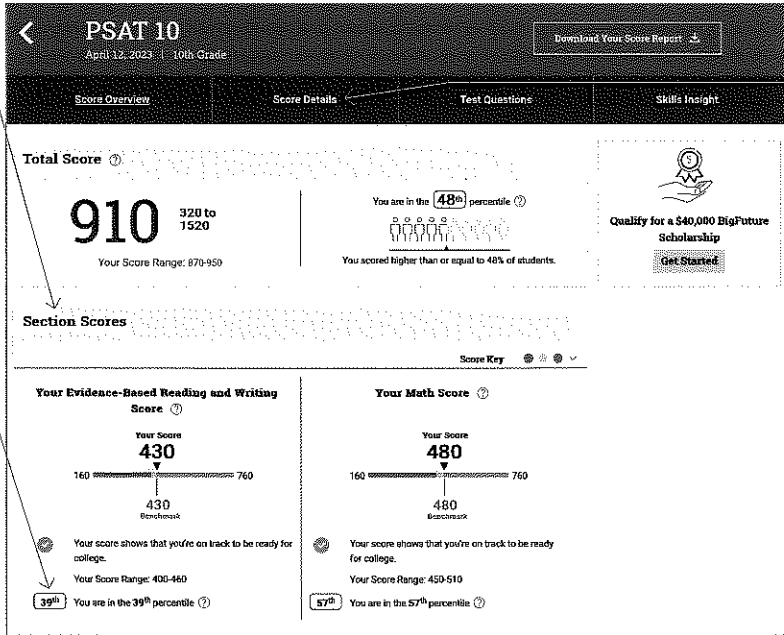
Puntuaciones por sección

La puntuación del estudiante en Lectura y Redacción Basada en Evidencia es 430, y en Matemáticas es 480. Tanto en Lectura y Redacción Basada en Evidencia como en Matemática, la puntuación del estudiante alcanzó la puntuación de referencia. Esto significa que está encaminado para prepararse para la universidad.

Percentiles

En Lectura y Redacción Basada en Evidencia, el estudiante alcanzó una puntuación tan buena o superior a la del 39% de un grupo representativo a nivel nacional de estudiantes de nivel avanzado.

En Matemática, alcanzó una puntuación tan buena o superior a la del 57% de un grupo representativo a nivel nacional de estudiantes de nivel avanzado.



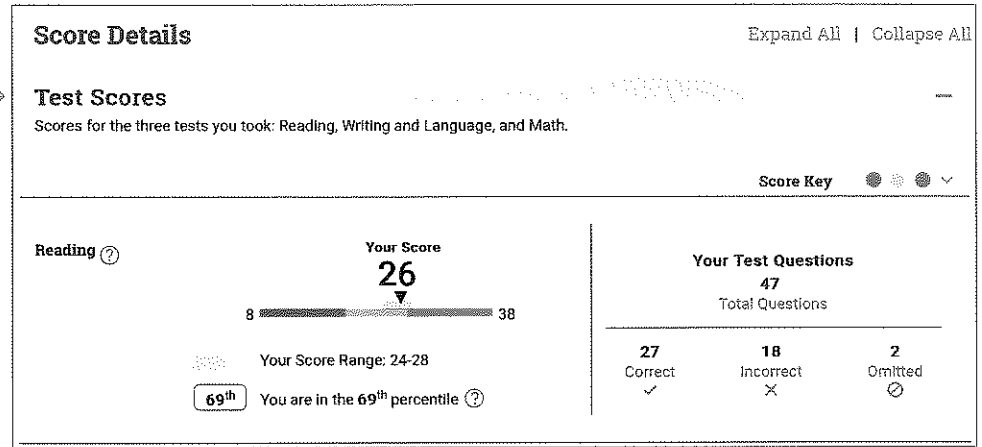
Detalles de las puntuaciones

Al seleccionar **Detalles de las puntuaciones**, se dirige al estudiante a más información sobre las puntuaciones y subpuntuaciones de los exámenes.

Descripción general de la puntuación

Puntuaciones del examen

El rango de puntuaciones del examen varía de 8 a 38. Este estudiante obtuvo una puntuación de 26 y se encuentra en la zona amarilla en el examen de lectura, lo que indica que se ubica por debajo del desempeño promedio de los estudiantes que alcanzaron la puntuación de referencia por un año o menos.



Puntuaciones del examen

Próximos pasos para los estudiantes y sus padres:

Vea un video tutorial sobre el informe de resultados: <https://youtu.be/xeKCcb59R6A>

Obtenga más información sobre cómo entender y utilizar las puntuaciones: satsuite.collegeboard.org/psat-10/scores



PSAT™ 10

Connect Your Child to the Benefits of the PSAT 10



The PSAT™ 10 is an assessment designed for tenth-grade students, and administering the PSAT 10 gives schools actionable benchmarks to support your child's growth on the path to college and career.

The test has the same types of questions and format as the SAT, so it's a great checkpoint for you and your child. **The test results help students:**

Review Actionable Data

Your child receives detailed score reports in their online student score account. Visit account.collegeboard.org.

Access Advanced Coursework

Your child's PSAT 10 score report shows areas in which they performed well and which college-level AP courses match their strengths. Our AP Potential™ tool shows students in which AP courses they're likely to do well based on their performance on the PSAT 10.

Use BigFuture College and Career Planning Tools

You and your child can use BigFuture®, College Board's free and personalized online guide to help plan for college, pay for college, and explore careers. Learn more at bigfuture.org.

For more information about how the PSAT 10 can help you and your child plan for their future, visit psat.org/journey.